UHE-ER34615-X (Generation X):
High capacity D size bobbin cell
Technical Datasheet

Features

- High and stable operating voltage
- Superior current capability
- Low self-discharge rate (less than 1% after 1 year of storage at +23°C)
- Hermetic glass-to-metal seal
- Non-flammable, non-heavy metal electrolyte
- Laser welded can seal
- ATEX: IEC 60079-11:2023, part 9.14, T5 rating at +40°C (consult Ultralife)

Applications

- Utility metering
- Autometer readers
- Measuring equipment
- Industrial applications
- Professional electronics
- Buoys
- Sensors

and more...

Technical Specifications	
Part No	UHE-ER34615-X (high capacity)
Model No	ER34615-X
Cell Type	Primary, non-rechargeable
Chemistry	Lithium Thionyl Chloride
Voltage CCV	3.4 to 3.0V (temperature and load dependent)
Open Circuit Voltage	3.65V
Nominal Capacity at 2mA	19Ah to 2.0V @ +23°C
Capacity Range	12 - 19Ah between 0 - 60°C (temperature and load dependent)
Max. Constant Discharge Current	200mA
Pulse Capability[1]	Typically up to 400mA (400mA/0.1 second pulses, drained every 2 min)
Weight	103±2g
Lithium Metal Content	4.9g
Operating Temperature[2]	-55°C to +85°C[3]
Storage Temperature	30°C max., store at ≤ 20ºC to minimize passivation and self-discharge
Exterior/Housing	304 stainless steel
Terminals/Connector	Button cap, radial tabs, radial pins, axial leads, flying leads, wire. Custom termination available
Safety	UL 1642 UN 38.3 (transportation) (technician replaceable)
Transportation	Excepted Dangerous Goods UN 3091: Packed with or contained in equipment Air Shipment: Packing Instruction 969 and 970, Section I Class 9 Dangerous Goods UN 3090: Bulk shipment Air shipment: Packing Instruction 968, Section IA

Note(s)

1. Varies according to pulse characteristics, temperature, cell history and the application. Consult Ultralife for exact performance under your pulse load.
2. Operation at extreme ranges (temperature or current) may lead to reduced capacity and lower voltage readings at beginning of pulses. Consult with Ultralife for your application.
3. Exceeding the maximum temperature rating of +85°C may cause cell leaks, excessive expansion of case hardware, and / or decomposition of case shrink wrap.

Newark, New York | +1 315-332-7100 | Fax: +1 315-331-7800
©2025 Ultralife Corporation • www.ultralifecorp.com • All information is subject to change without notice.
The information contained herein is for reference only and does not constitute a warranty of performance. • 10 SEP 25 UBM-0176 Rev: E

Dimensions

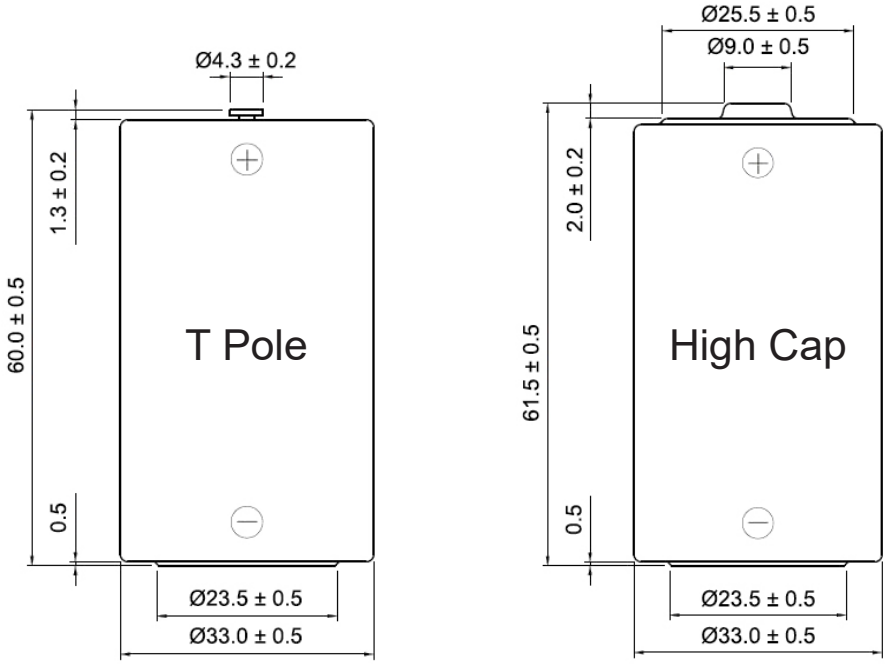

* Dimensions for reference, for details please refer to the specific drawings.
* T Pole is for use in gas metering.

Unit: mm

Performance Graphs

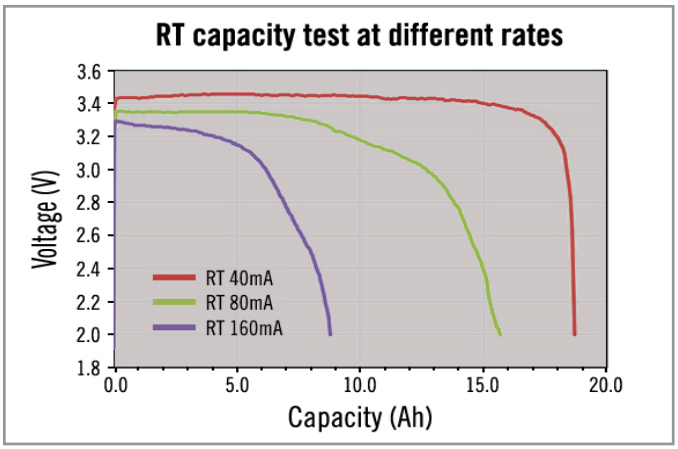

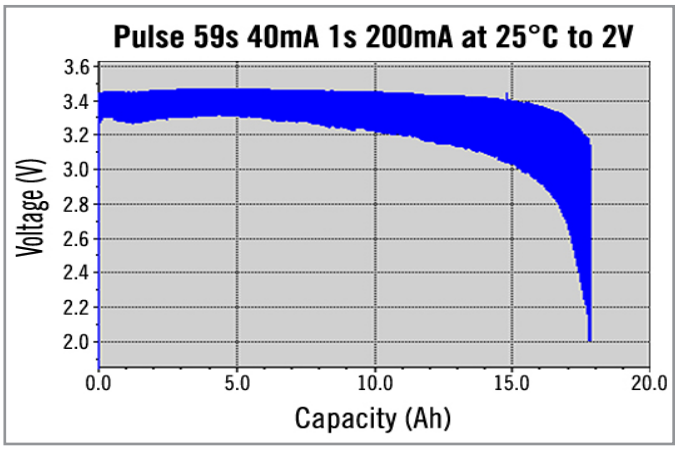

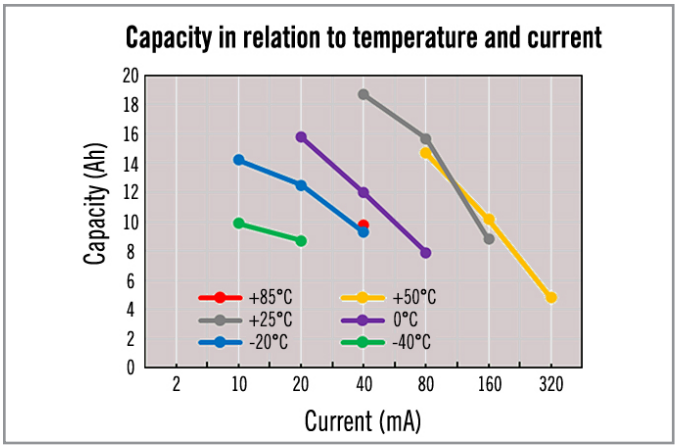

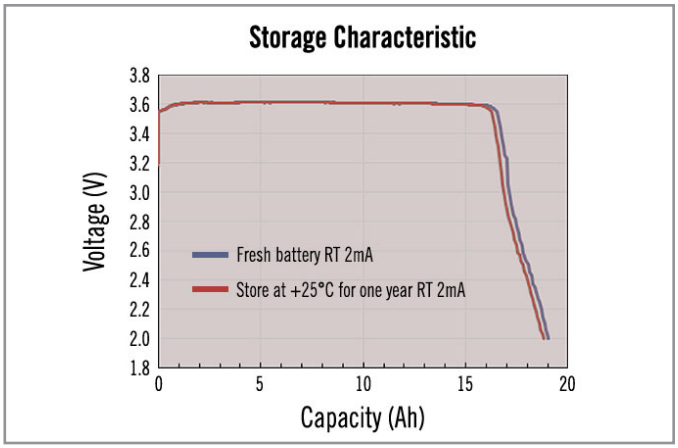

Newark, New York | +1 315-332-7100 | Fax: +1 315-331-7800
©2025 Ultralife Corporation • www.ultralifecorp.com • All information is subject to change without notice.
The information contained herein is for reference only and does not constitute a warranty of performance. • 10 SEP 25 UBM-0176 Rev: E